



DEMONSTRATIVO DA PROJEÇÃO ATUARIAL DO REGIME PRÓPRIO DE PREVIDÊNCIA DOS SERVIDORES

ORÇAMENTO DA SEGURIDADE SOCIAL


Período de referência: Janeiro a Dezembro 2018

RREO - ANEXO 10 (LRF, art. 53, § 1º, inciso II)

R\$ 1,00

PLANO PREVIDENCIÁRIO

EXERCÍCIO	RECEITAS PREVIDENCIÁRIAS (a)	DESPESAS PREVIDENCIÁRIAS (b)	RESULTADO PREVIDENCIÁRIO (c) = (a-b)	SALDO FINANCEIRO DO EXERCÍCIO (d) = ("d" exercício anterior) + (c)
2017	509.912.045,93	212.598.461,63	297.313.584,30	2.101.427.870,07
2018	513.777.448,63	242.843.105,89	270.934.342,74	2.372.362.212,81
2019	450.448.245,00	241.512.582,73	208.935.662,27	2.581.297.875,08
2020	452.612.208,61	258.154.408,25	194.457.800,36	2.775.755.675,44
2021	429.068.938,86	277.506.239,69	151.562.699,17	2.927.318.374,61
2022	430.870.700,48	295.669.634,74	135.201.065,74	3.062.519.440,35
2023	415.763.326,75	311.718.161,67	104.045.165,08	3.166.564.605,43
2024	416.438.049,37	327.726.173,72	88.711.875,65	3.255.276.481,08
2025	420.778.713,90	342.762.462,53	78.016.251,37	3.333.292.732,45
2026	424.118.831,58	358.950.852,67	65.167.978,91	3.398.460.711,36
2027	426.510.955,22	373.270.826,69	53.240.128,53	3.451.700.839,89
2028	428.156.693,45	387.452.696,12	40.703.997,33	3.492.404.837,22
2029	429.374.960,56	399.284.792,87	30.090.167,69	3.522.495.004,91
2030	430.950.151,23	406.225.373,12	24.724.778,11	3.547.219.783,02
2031	429.491.554,94	413.951.199,52	15.540.355,42	3.562.760.138,44
2032	429.719.929,20	420.596.135,91	9.123.793,29	3.571.883.931,73
2033	429.540.080,68	425.512.794,27	4.027.286,41	3.575.911.218,14
2034	428.345.636,20	431.547.119,68	-3.201.483,48	3.572.709.734,66
2035	427.592.756,10	434.686.771,86	-7.094.015,76	3.565.615.718,90
2036	427.282.201,60	434.974.529,59	-7.692.327,99	3.557.923.390,91
2037	426.432.414,39	436.113.926,55	-9.681.512,16	3.548.241.878,75
2038	424.880.933,68	437.890.724,91	-13.009.791,23	3.535.232.087,52
2039	424.076.623,24	437.270.310,50	-13.193.687,26	3.522.038.400,26
2040	424.274.120,66	434.888.317,09	-10.614.196,43	3.511.424.203,83
2041	424.412.710,33	432.225.806,01	-7.813.095,68	3.503.611.108,15
2042	425.904.975,59	427.712.415,37	-1.807.439,78	3.501.803.668,37
2043	428.735.193,52	421.714.785,29	7.020.408,23	3.508.824.076,60
2044	276.426.287,82	413.429.464,67	-137.003.176,85	3.371.820.899,75
2045	262.194.099,90	404.486.236,89	-142.292.136,99	3.229.528.762,76
2046	247.138.400,52	396.083.978,98	-148.945.578,46	3.080.583.184,30
2047	233.565.787,86	383.757.218,30	-150.191.430,44	2.930.391.753,86
2048	219.744.724,46	371.417.324,87	-151.672.600,41	2.778.719.153,45
2049	206.403.678,42	357.837.507,65	-151.433.829,23	2.627.285.324,22
2050	193.685.271,94	342.961.312,12	-149.276.040,18	2.478.009.284,04
2051	180.801.316,74	328.638.494,25	-147.837.177,51	2.330.172.106,53
2052	169.063.788,49	312.508.729,85	-143.444.941,36	2.186.727.165,17
2053	157.927.040,33	295.979.461,36	-138.052.421,03	2.048.674.744,14
2054	147.371.071,29	279.305.444,86	-131.934.373,57	1.916.740.370,57
2055	137.519.958,19	262.399.785,88	-124.879.827,69	1.791.860.542,88
2056	128.212.745,24	245.711.306,72	-117.498.561,48	1.674.361.981,40
2057	119.406.178,88	229.425.468,77	-110.019.289,89	1.564.342.691,51
2058	111.143.201,73	213.517.995,71	-102.374.793,98	1.461.967.897,53
2059	103.462.042,09	197.997.420,10	-94.535.378,01	1.367.432.519,52
2060	96.329.606,27	182.983.375,58	-86.653.769,31	1.280.778.750,21
2061	89.750.794,70	168.513.698,23	-78.762.903,53	1.202.015.846,68
2062	83.728.034,36	154.625.389,46	-70.897.355,10	1.131.118.491,58
2063	78.261.058,12	141.349.936,64	-63.088.878,52	1.068.029.613,06
2064	73.347.044,12	128.712.620,48	-55.365.576,36	1.012.664.036,70
2065	68.980.925,56	116.732.527,80	-47.751.602,24	964.912.434,46

  
16  
1 / 2

RELATÓRIO RESUMIDO DA EXECUÇÃO ORÇAMENTÁRIA  
**DEMONSTRATIVO DA PROJEÇÃO ATUARIAL DO REGIME PRÓPRIO DE  
 PREVIDÊNCIA DOS SERVIDORES**

**ORÇAMENTO DA SEGURIDADE SOCIAL**

Período de referência: Janeiro a Dezembro 2018


Continuação


RREO - ANEXO 10 (LRF, art. 53, § 1º, inciso II)


**R\$ 1,00**


2066	65.155.385,96	105.424.130,45	-40.268.744,49	924.643.689,97
2067	61.860.924,66	94.798.451,78	-32.937.527,12	891.706.162,85
2068	59.086.116,51	84.862.011,14	-25.775.894,63	865.930.268,22
2069	56.817.504,15	75.613.710,83	-18.796.206,68	847.134.061,54
2070	55.040.282,73	67.046.327,20	-12.006.044,47	835.128.017,07
2071	53.738.763,82	59.146.859,71	-5.408.095,89	829.719.921,18
2072	52.896.823,09	51.897.636,08	999.187,01	830.719.108,19
2073	52.498.396,23	45.278.130,72	7.220.265,51	837.939.373,70
2074	52.527.615,59	39.264.701,16	13.262.914,43	851.202.288,13
2075	52.969.131,63	33.832.546,06	19.136.585,57	870.338.873,70
2076	53.808.190,26	28.954.933,51	24.853.256,75	895.192.130,45
2077	55.030.941,87	24.602.390,15	30.428.551,72	925.620.682,17
2078	56.624.830,36	20.743.473,19	35.881.357,17	961.502.039,34
2079	58.578.790,02	17.345.900,45	41.232.889,57	1.002.734.928,91
2080	60.883.296,07	14.376.274,21	46.507.021,86	1.049.241.950,77
2081	63.530.493,29	11.800.118,16	51.730.375,13	1.100.972.325,90
2082	66.514.376,88	9.582.910,76	56.931.466,12	1.157.903.792,02
2083	69.830.865,75	7.691.142,47	62.139.723,28	1.220.043.515,30
2084	73.477.841,48	6.093.411,04	67.384.430,44	1.287.427.945,74
2085	77.455.096,68	4.760.065,87	72.695.030,81	1.360.122.976,55
2086	81.764.304,41	3.662.123,73	78.102.180,68	1.438.225.157,23
2087	86.409.158,94	2.770.680,41	83.638.478,53	1.521.863.635,76
2088	91.395.506,16	2.057.327,87	89.338.178,29	1.611.201.814,05
2089	96.731.450,34	1.495.428,93	95.236.021,41	1.706.437.835,46
2090	102.427.406,81	1.060.938,68	101.366.468,13	1.807.804.303,59
2091	108.496.038,96	732.116,40	107.763.922,56	1.915.568.226,15

FONTE: Sistema e-Pública (1015-6162-771). Unidade Responsável: . Data da emissão: 22/01/2019 e hora de emissão: 08:33.

  
 Udo Dohler  
 Prefeito

  
 Sergio Luiz Miers  
 Diretor Presidente  
 IPREVILLE

  
 Pablo M. Nunes de Moraes  
 Controlador Geral

  
 Vilson Meier  
 Contador  
 CRC-SC 18840